

APP CONNECTION GUIDE


1

Download the RVC Connect app



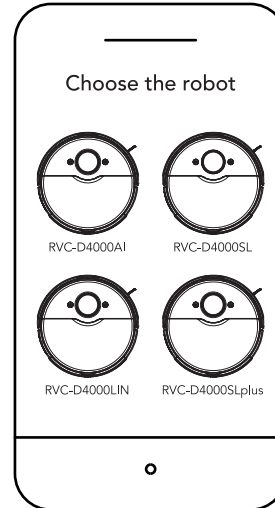
2

Register



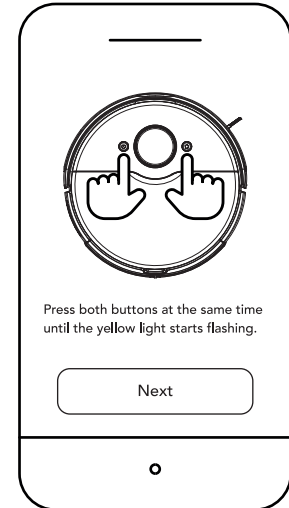
3

Choose your Innobot model



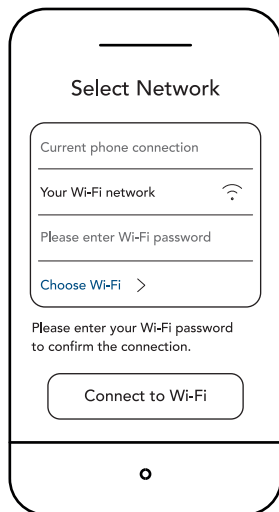
4

Activate network connection mode



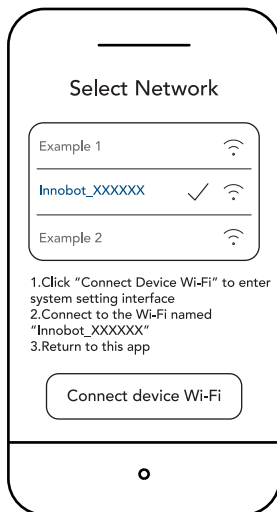
5

Enter information for your local Wi-Fi network



6

Connect to the device Wi-Fi in the phone's Wi-Fi settings



7

Create a map by pressing "start clean" and follow the instructions in the app



8

Remove barriers and obstacles that prevent the Innobot from vacuuming the whole room.

